

SHARP

Be Original.

BP-70C Series
BP-60C Series
BP-50C Series

Digital Full Colour Multifunctional System

Future-proof the way you work



smart business partner



DOCUMENT
BUSINESS

Safe and streamlined to fit diverse working styles

Work effortlessly and freely, the way you like, while interacting seamlessly with your office environment and colleagues any time and any place. That's today's burgeoning style of work. It requires adapting to society's changes and diversifying work styles, and building a worry-free office environment where you can enjoy the convenience of seamless interaction yet with rock-solid network security.

Sharp takes you to this new future of expanding business possibilities by helping you collaborate faster and get the job done smarter—however you work.



SMART

Leveraging the latest technology like AI can help you get everyday tasks done with ease and efficiency—that's the key to business success.

CONNECTED

Interacting with others to get the job done regardless of time or space—that's the key to maximum value.



SECURE

Information is one of business's greatest assets and needs to be safeguarded with the utmost security—that's the key to propelling business.

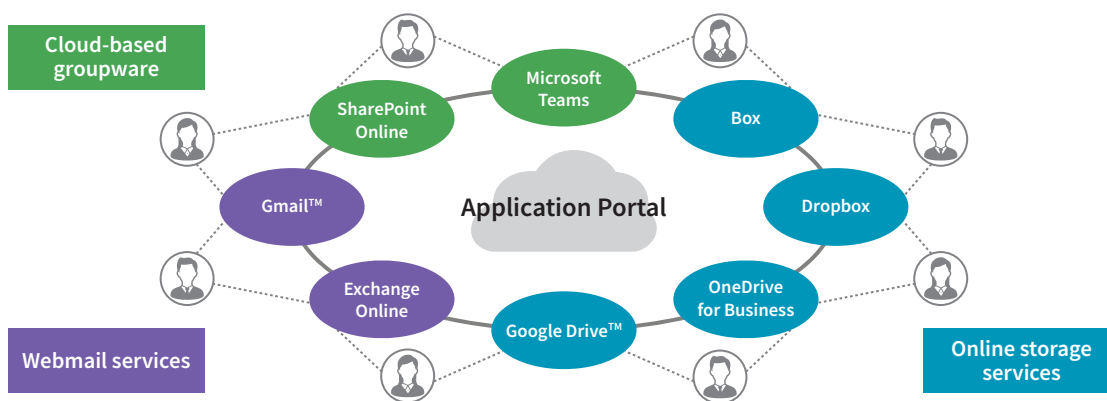
CONNECTED



LINK TO CLOUD SERVICES*

Make sure you and your co-workers can access each other's digital and hard-copy information so you can maximise all-important teamwork and creative collaboration. Use the MFP to swiftly scan documents and upload them to cloud services for sharing with your team. View, edit, and print documents regardless of whether you're inside or outside the office. Now's the time for smart information sharing, with a Sharp MFP.

*BP-50C series requires optional BP-AM10. In some countries/regions, BP-70C and BP-60C series also require optional BP-AM10.



Application Portal* You can download and install apps on your MFP via Sharp's Application Portal. App updates are easily recognisable, so you'll always be up-to-date on the latest services.

*Contact a Sharp customer representative for details.

Single Sign-on* Once you log in to the MFP, its single sign-on feature allows you to quickly access multiple software services without having to sign in to each one separately.

*User authentication must be activated. Contact a Sharp customer representative for details.

Link with Mail Servers Scanned data can be conveniently sent via your regular Gmail™ or Microsoft Exchange/Online account.

Sharp OSA* (Open Systems Architecture) Linking MFP functions with third-party applications automates entire tasks, covering everything from input and processing to output, and boosting work efficiency.

*BP-50C series requires optional BP-AM10 and/or BP-AM11. In some countries/regions, BP-70C and BP-60C series also require optional BP-AM10 and/or BP-AM11.

LINK WITH MOBILE DEVICES

Companies are helping usher in diversified work styles for their employees, and mobile devices like tablets and smartphones are an indispensable part of this new way of doing business. Swiftly linking MFPs with mobile devices streamlines complex, time-consuming workflows and gives easy access to data on devices. Now's the time to streamline tasks and create further value.



Wireless LAN Connection* The MFP connects wirelessly with PCs, smartphones, and tablets. It works with the 5 GHz band. This ensures minimal radio interference and stable high-speed communications. It also supports the WPA3™ (Wi-Fi Protected Access 3) security protocol featuring improved encryption.

*BP-50C series requires optional BP-EB10. In some countries/regions, BP-70C and BP-60C series also require optional BP-EB10. Availability of this option varies by country/region.

Wi-Fi Direct®** Personal mobile devices belonging to office visitors or staff can connect to the MFP one-on-one without going through the company LAN or access point.

**Wi-Fi Direct is for Android™ devices. BP-50C series requires optional BP-EB10. In some countries/regions, BP-70C and BP-60C series also require optional BP-EB10. Availability of this option varies by country/region.



Mobile devices cannot access the company LAN via the MFP

Wi-Fi Protected Setup™ This makes it easy to connect the MFP to a secure wireless LAN without having to enter an SSID and security key.

Direct Printing/Scanning with USB Drives Insert a USB drive into the MFP and a command screen will automatically pop up on the LCD. Right away you can print files from the USB drive—which are displayed as thumbnails—or you can scan documents directly to the USB drive.



Sharpdesk Mobile* Mobile devices installed with this print/scan app can connect directly to the MFP for printing or downloading scanned data. Simply hold the mobile device over the MFP's NFC tag or scan the MFP's QR Code to connect.

*Availability varies by country/region. For details, see the Sharpdesk Mobile support website: https://global.sharp/products/copier/docu_solutions/mobile/sharpdesk_mobile/

Sharp Print Service Plugin* This mobile printing technology allows printing from Android devices.

*BP-50C series requires optional MX-PK13.

AirPrint* The MFP supports the AirPrint printing feature in Apple devices. It lets you print directly from a mobile device without the need for a print driver.

*BP-50C series requires optional MX-PK13.

Chrome OS™* The MFP can print directly from Chromebook™ laptops.

*BP-50C series requires optional MX-PK13.

Microsoft Universal Print* The MFP supports this cloud-based print service. You can print via the cloud without the need for a print driver.

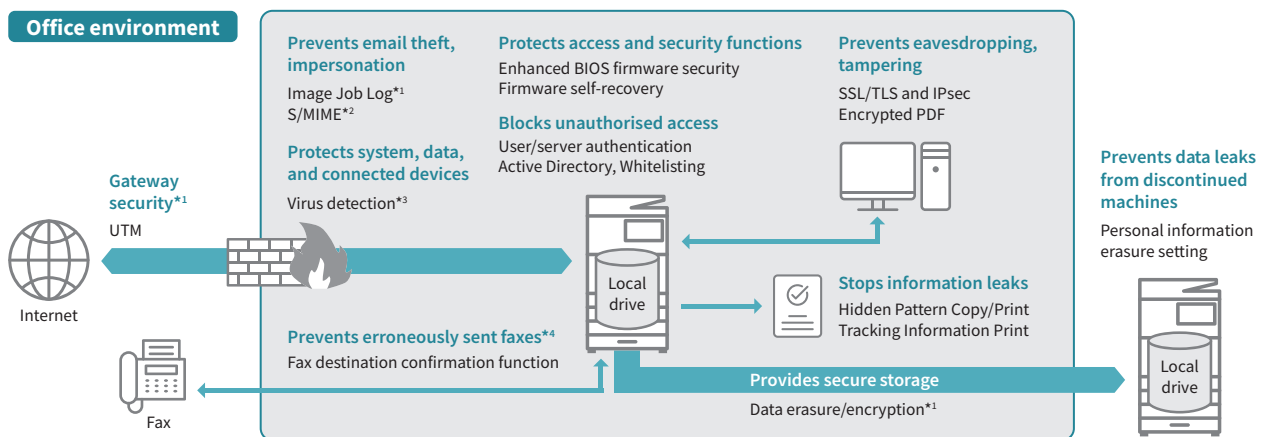
*BP-50C series requires optional MX-PK13.



SECURE

SEAMLESS SECURITY

With advancements in information technology come threats such as computer viruses, information leaks, and unauthorised access. Dealing with these wide-ranging threats is one of the most pressing issues for business today—which is why MFPs should be treated the same as other IT equipment. Sharp MFPs reduce all sorts of security risks by, for example, blocking unauthorised access and preventing information leaks from printouts or storage media. Now's the time to build a safer and more secure business environment with a Sharp MFP.



*1: Contact a Sharp customer representative for details. *2: Only when emailing scanned data. *3: Requires optional BP-VD10. *4: Requires optional BP-FX11.

BIOS Firmware Security When booting up, the MFP checks for any anomalies in the BIOS firmware. If it finds a problem, it aborts the startup. If there are other firmware-related issues, the MFP will attempt recovery to protect the system.

Virus Detection* Using the Bitdefender scan engine, the MFP defends against virus attacks on itself and connected devices. It scans for viruses and prevents the MFP from transmitting them to other devices like laptops and PCs.

*Requires optional BP-VD10.

Server Authentication The MFP supports external server authentication functions such as LDAP and Active Directory. With centralised management of multiple user credentials, system administrators can keep track of multiple MFP usage.



Active Directory By linking the MFP with Active Directory, users can access cloud services and network folders via the MFP by logging in with their authentication information. Beside the convenience of this single sign-on for users, system administrators can maintain a high level of security.

Whitelisting This function protects the MFP from fraudulent programs trying to access the file system and obtain information.

Image Job Log* This function creates and externally stores an image file (PDF) and a log file (XML) for each job. This helps identify unauthorised use of the MFP.

*Contact a Sharp customer representative for details on activating this function.

S/MIME* The MFP supports email encryption and digital signature. Sending emails in encrypted format keeps data from leaking. It also prevents someone from masquerading as the sender or altering the content of an email.

*Only when emailing scanned data.

Data Encryption and Automatic Erasure* Job data is encrypted before being saved to the MFP's internal storage. Once the data is output or sent, it is automatically erased.

*Contact a Sharp customer representative for details on activating this function.

Document Control This function prevents unauthorised use of confidential documents* by embedding copy prevention data in them.

*Requires optional BP-FR12U. May not work with certain types of paper, documents (such as those with a lot of photos), or MFP settings.

Personal Information Erasure Retained personal information and other data can be erased when it's time to replace the MFP, preventing the leakage of confidential information.



ENVIRONMENTALLY FRIENDLY

An increasingly important part of running a business is mitigating environmental impact, such as by reducing energy costs and complying with environmental laws and regulations. Offices need to do whatever possible to lessen environmental impact. Sharp has a proven track record in designing environmentally friendly products. Now's the time to let a Sharp MFP turn your office "green."

Eco-Friendly Toner This toner is able to fuse at low temperatures, resulting in reduced energy consumption.

Energy-Saving Mode The MFP has a low power consumption of only 0.5 W in network standby mode.

Pad Fusing System This swiftly reaches the specified temperature, allowing fast warm-up and energy efficiency.

ENERGY STAR® This MFP conforms to the ENERGY STAR programme thanks to various energy-saving functions.

Motion Sensor* The MFP stays in sleep mode until the built-in motion sensor detects your approach to the MFP and wakes it up.

*Available on BP-70C and BP-60C series.



ALWAYS UP TO DATE

Advances in IT and diversifying work styles are changing the role of an MFP. Office equipment like MFPs should always run smoothly, no matter who is using it. Sharp MFPs are always up-to-date and provide users with the latest status information. Now's the time to update your office to a more user-friendly one.

Remote Firmware Updates The MFP's firmware can be remotely updated—without the need for service operation—via a firmware update service, so you're always using the latest system for your MFP.

Online Manuals Easily search for and download the latest manual for your MFP from Sharp's website via the machine's control panel.

On-Screen System Information The control panel shows the state of your MFP, displaying current operation and notifications for things like paper, toner, and maintenance.

Information LED Next to the control panel is an LED lamp that lights up in three colours: blue, white, or orange. It notifies you—even from a distance—of the status of the MFP.



STREAMLINE DAILY OFFICE TASKS

When using a shared office or coworking space, there are only so many paper work documents you can keep on hand. To solve this problem, use an MFP to scan paper-based documents into digitised form so you can share them with others working at home or in a shared office. The MFP also lets you use text from paper documents as digital data. Now's the time to improve efficiency by embracing new ways of working.

Duplex Single Pass Feeder* The DSPF scans both pages of two-sided documents in one pass—in batches of up to 300 sheets. With scanning speeds of up to 280 opm (originals per minute; two-sided), the MFP is quick to finish even large jobs.


*Available on BP-70C series.

■ **Multi-Feed Detection*** The DSPF detects when two or more sheets are fed once and stops automatically.

*Requires optional BP-DD10.

■ **Skewed Sheet Detection** Sensors detect sheets that are not fed in straight—for example, a loose page of a corner-stapled document. If this happens, the DSPF stops automatically.

Multicrop and Image Crop Functions Multiple receipts, photos, and other items can be scanned all at once, with each one saved as a separate file. This helps you streamline the filing of receipts and bills. The MFP can also crop photos from documents such as magazine pages and save them as individual files.



OCR* OCR capability on this MFP lets you convert a scanned document into a searchable PDF file or into an editable Office Open XML (pptx, xlsx, docx) file.

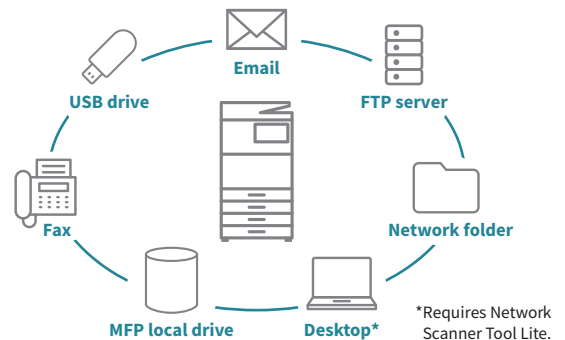
*BP-50C series requires optional MX-EB20.

Business Card Management The MFP reads the contact details on a business card via OCR*¹ and then exports these to your chosen contact management system. A dedicated business card feeder on the DSPF*² easily scans batches of up to 150 cards.

*1: BP-50C series requires optional MX-EB20.

*2: Available on BP-70C series.

Scan Destinations Scanned documents can be distributed in a number of ways, depending on the purpose, workflow, or network environment.



*Requires Network Scanner Tool Lite.

Easy Scanning Tap on the LCD touchscreen's Auto Set button to have the MFP perform a host of actions automatically. It can skip blank pages in a multi-page document or reorient pages mixed in upside down*. The MFP also uses AI and image processing technology to automatically determine the optimal resolution, gradation, and compression rate for your scan jobs.

*BP-50C series requires optional MX-EB20.

■ **Irregular Size Detection** When using the automatic document feeder (DSPF or RSPF) to scan, the MFP will automatically crop irregular-size documents to the optimal size.

■ **Mixed-Size Scanning** The MFP automatically distinguishes documents of mixed sizes (up to three different widths) fed through the DSPF*.

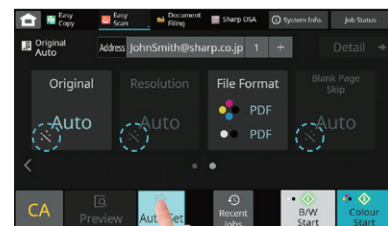
*Available on BP-70C series.

■ **Business Card Scanning** Documents that the DSPF* determines to be business card size are saved as separate files.

*Available on BP-70C series.



■ **Few-Colour Scanning** Ideal for originals that contain no photos, the MFP reduces file size while maintaining document image quality.



■ **Corrects Skewed Documents** The MFP detects skewed documents and automatically adjusts them, so you don't have to re-scan them. This feature works for PDF and other file formats.

■ **Automatic Compression Rate** The MFP automatically selects the optimal compression rate by judging text size and resolution.



EVEN MORE FLEXIBILITY

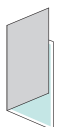
Work styles are changing and offices are going paper-less. But businesses still need paper documents. And companies often need to produce flyers, direct mail, and business proposals in-house. With a Sharp MFP, creating professional-looking documents is a breeze. Now's the time to make a Sharp MFP a reliable partner in your office.

Folding Unit*¹ This space-saving unit attaches to the MFP's paper output section. It automates various types of folds, such as Z-folds and C-folds, for efficient production of direct mail and other items. Install it together with a finisher*². You can even staple*³ Z-fold documents as well.


*1: Optional BP-FD10

*2: Optional BP-FN13/FN14/FN15/FN16

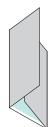
*3: Requires optional BP-FN15/FN16



Half-fold



Z-fold



C-fold




Accordion fold

Saddle Stitch Finisher*¹ This unit automates time-consuming tasks such as stapling and saddle-stitch binding. You get seamless output—from printing to finishing—of not only office meeting materials but also leaflets, business proposals, and brochures.

*Optional BP-FN14/FN16

Stapleless Stapler A staple-free stapler on the finisher* crimps the corner of paper to keep up to 10 A4 sheets securely bound.

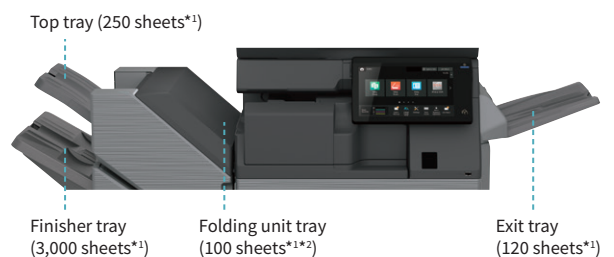
*Optional BP-FN11/FN12/FN15/FN16



Manual Stapler A manual stapler on the finisher* lets you staple documents at the MFP without the need of a conventional stapler.

*Optional BP-FN11/FN12/FN15/FN16

Output Capacity The MFP can provide up to four output destinations when equipped with an optional finisher, folding unit, and exit tray.



*1: A4 (8 1/2" x 11"), 80 g/m²

*2: 100 sheets when using the folding unit together with the BP-FN13/FN14/FN15/FN16 optional finisher and 200 sheets when using the folding unit alone.

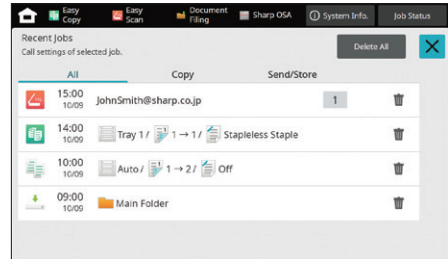
DESIGNED FOR PEOPLE

People want function, print quality, and—last but not least—ease of use in an MFP. Being able to use an MFP stress-free can boost work efficiency and also cut down on costs. Sharp’s pursuit of user-friendly product design and operability has resulted in MFPs that offer straightforward operation for anyone. Now’s the time to let a Sharp MFP make your office comfortable and stress-free.

10.1-Inch Full-Flat Touchscreen With a variety of functions accessible via simple, intuitive icons, MFP operation is smooth and easy. Customising the home screen has become easier than ever. The control panel can be tilted freely at various angles.



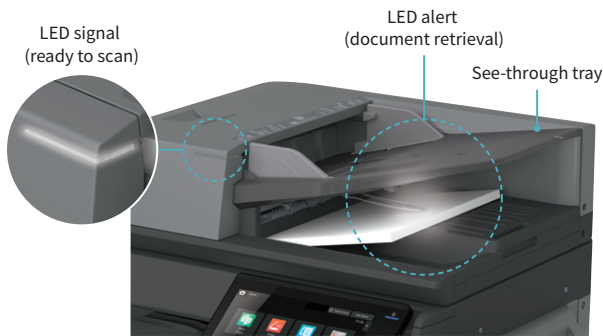
One-Touch Job Recall The 10 most recent jobs—like copying, faxing, and scanning—can be called up on the LCD screen and their settings displayed. You can then change the settings as you like and repeat those jobs.



Duplex Single Pass Feeder*


*Available on BP-70C series.

- **LED Signal** This LED signals that your document is placed correctly and is ready to scan.
- **LED Alert** This LED lights up and reminds you to retrieve your document after scanning.
- **See-Through Tray** Part of the DSPF tray is see-through, making it easier to see your scanned documents.



Soft-Close Trays The paper trays* have a soft-close mechanism that minimises vibration and lets you open and close the trays silently and smoothly with just a soft pull or push.

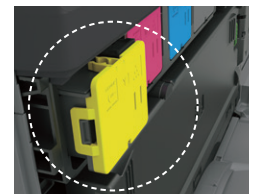
*Main unit tray and trays on optional BP-DE12/DE13/DE14/DE15 (top tray only on BP-DE15).



Blends into Office Space The MFP features a dark, subdued colour scheme that makes stains less noticeable and complements any office space.



Automatic Toner Cartridge Eject Function This function expels completely empty cartridges in preparation for replacement. The cartridge is replaced only after all the toner has been consumed, thereby ensuring efficient use of toner. Because you can tell at a glance when cartridges are empty, they are fast and easy to replace.



Toner Replacement without Stopping Printing* If toner runs out during a print job, the MFP will continue printing your documents while you change the toner cartridge, ensuring that productivity won't miss a beat.

*Available on BP-70C65/70C55 and BP-50C65/50C55.

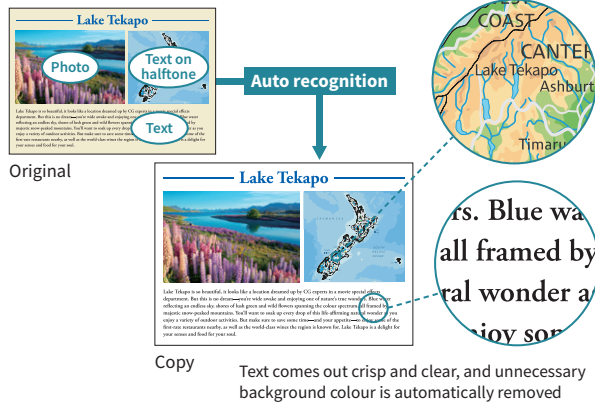


Superb Image Quality

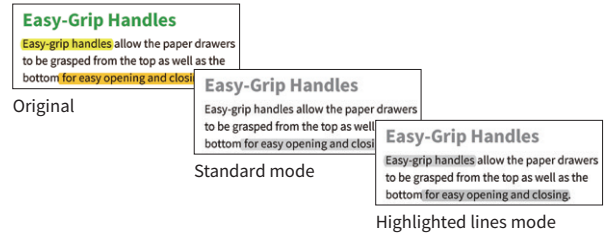
Easy, High-Quality Copying and Scanning Auto Colour Mode provides fully automated copying and scanning in both colour and B/W. The MFP first determines whether a page is colour or B/W. It then analyses page contents to distinguish between different components (such as photos, text, and text on halftone backgrounds) and selects the appropriate mode. It uses machine learning to optimally reproduce text and images. Finally, it automatically removes unnecessary background colour*.

*May not work depending on the colour of the background or type of document.

Auto Colour Mode



Copying Originals with Highlighted Lines Highlighter markings on a document are usually hard to reproduce. But with this MFP, they turn out clearly visible in copies.



High-Resolution Output The MFP's print engine supports 1,200 x 1,200 dpi printing and copying*. Fine lines and small text come out looking crisper and easier to read.

*Copying in B/W only.



OTHER KEY FEATURES

COPY

- | | | | |
|---|--|---|--------------------------------------|
| <input type="checkbox"/> B/W Reverse | <input type="checkbox"/> Job Program (48 items) | <input type="checkbox"/> Pamphlet Style | <input type="checkbox"/> Stamps |
| <input type="checkbox"/> Book Copy | <input type="checkbox"/> Margin Shift | <input type="checkbox"/> Position Image | <input type="checkbox"/> Tab Copy |
| <input type="checkbox"/> Card Shot | <input type="checkbox"/> Mirror Image | <input type="checkbox"/> Preview | <input type="checkbox"/> Tandem Copy |
| <input type="checkbox"/> Centring | <input type="checkbox"/> Multi-Page Enlargement | <input type="checkbox"/> Print and Send | <input type="checkbox"/> XY Zoom |
| <input type="checkbox"/> Cover/Tab Page Insertion | <input type="checkbox"/> N-up | <input type="checkbox"/> Proof Copy | |
| <input type="checkbox"/> Custom Image | <input type="checkbox"/> Original Count | <input type="checkbox"/> Repeat Layout | |
| <input type="checkbox"/> Job Build | <input type="checkbox"/> Outer Frame/Centre/Side Erase | <input type="checkbox"/> Rotation Copy | |

PRINT

- | | | |
|---|--|--|
| <input type="checkbox"/> Confidential Print, Print Hold | <input type="checkbox"/> Long Paper Printing | <input type="checkbox"/> Tab Paper Print |
| <input type="checkbox"/> Duplex | <input type="checkbox"/> N-up | <input type="checkbox"/> Watermarks |

SCAN

- | | | | |
|--|--|--|--|
| <input type="checkbox"/> Date and Name on File | <input type="checkbox"/> Document Filing | <input type="checkbox"/> Drop Out Colour | <input type="checkbox"/> Scan Destination Link |
|--|--|--|--|

FAX

- | | | | |
|--|---|--|---------------------------------|
| <input type="checkbox"/> Broadcast Transmission (500 destinations) | <input type="checkbox"/> Inbound Routing | <input type="checkbox"/> Internet Fax | <input type="checkbox"/> PC-Fax |
| | <input type="checkbox"/> Incoming Fax Preview | <input type="checkbox"/> One-Touch Auto Dial Keys (2,000 destinations) | |

PRODUCT LINEUP

BP-70C Series

BP-70C65/70C55/70C45/70C36/70C31

A3 Colour MFP



65 PPM BP-70C65	55 PPM BP-70C55	45 PPM BP-70C45	36 PPM BP-70C36	31 PPM BP-70C31	280 OPM	10.1"	6300 sheets	Print 1200 dpi	
DSPF	Wi-Fi ^{*1}	PS	OCR	Office Direct Print	Compact PDF	Sharp OSA ^{*1}	Cloud ^{*1}	Motion Sensor	Business Card Feeder

BP-60C Series

BP-60C45/60C36/60C31

A3 Colour MFP



45 PPM BP-60C45	36 PPM BP-60C36	31 PPM BP-60C31	80 OPM	10.1"	6300 sheets	Print 1200 dpi		
RSPF	Wi-Fi ^{*1}	PS	OCR	Office Direct Print	Compact PDF	Sharp OSA ^{*1}	Cloud ^{*1}	Motion Sensor

BP-50C Series

BP-50C65/50C55/50C45/50C36/50C31/50C26

A3 Colour MFP



65 PPM BP-50C65	55 PPM BP-50C55	45 PPM BP-50C45	36 PPM BP-50C36	31 PPM BP-50C31	26 PPM BP-50C26	80 OPM	10.1"	6300 sheets	Print 1200 dpi
RSPF	Wi-Fi ^{*1}	PS	OCR	Office Direct Print	Compact PDF	Sharp OSA	Cloud		

Basic Specifications / Notable Functions

Functions available Functions available as option

Maximum engine speed ^{*2} (ppm: pages per minute)	Maximum scan speed ^{*3} (opm: originals per minute)	Size of LCD control panel	Maximum paper capacity (80 g/m ²)
Print resolution	Duplex single pass feeder	Reversing single pass feeder	Wireless LAN capability ^{*4}
Adobe PostScript 3	Optical character recognition	Prints common Microsoft Office files without using a PC ^{*5}	Converts scanned documents into compact PDF files
Sharp Open Systems Architecture	Enables connection to cloud services	Detects approaching users and wakes the MFP from sleep mode	Automatically feeds in and scans business cards via the document feeder

^{*1}: In some countries/regions, optional equipment is required. ^{*2}: A4 (8 1/2" x 11"), long-edge feeding. ^{*3}: When feeding A4 (8 1/2" x 11") sheets. ^{*4}: Availability varies by country/region.

^{*5}: This function is enabled via Qualcomm® DirectOffice™ technology.

- Design and specifications are subject to change without prior notice.
- ENERGY STAR is a registered trademark owned by the US Environmental Protection Agency. The ENERGY STAR guidelines apply to products only in the US, Canada, and Japan.
- Microsoft, Active Directory, Microsoft Teams, OneDrive, and SharePoint are trademarks of the Microsoft group of companies. Box is a trademark, service mark, or registered trademark of Box, Inc. Dropbox is a trademark or registered trademark of Dropbox, Inc. Google Drive, Gmail, Android, Chrome OS, and Chromebook are trademarks of Google LLC. The Google Drive trademark is used with permission from Google LLC. QR Code is a registered trademark of DENSO WAVE INCORPORATED in Japan and other countries. Apple and AirPrint are trademarks of Apple Inc., registered in the US and other countries. WPA3 and Wi-Fi Protected Setup are trademarks of Wi-Fi Alliance®. Wi-Fi Direct is a registered trademark of Wi-Fi Alliance®. Bitdefender is a trademark or registered trademark of Bitdefender SRL. Qualcomm DirectOffice is a product of Qualcomm Technologies, Inc. and/or its subsidiaries. Qualcomm is a trademark of Qualcomm Incorporated, registered in the US and other countries. DirectOffice is a trademark of CSR Imaging US, LP, registered in the US and other countries. All other brand names and product names may be trademarks or registered trademarks of their respective owners.

Distributed by:

SHARP